



**Sri Dharmasthala Manjunatheshwara College**  
(Autonomous), Ujire-574 240, Dakshina Kannada, Karnataka State  
(Re-Accredited at A<sup>++</sup> Grade by NAAC)

## **DEPARTMENT OF PG STUDIES & RESEARCH IN PHYSICS**

### **STAKEHOLDER FEEDBACK REPORT**

- **STUDENTS FEEDBACK**
- **ALUMNI FEEDBACK**
- **FACULTY FEEDBACK**
- **FEEDBACK ANALYSIS**
- **ACTION TAKEN REPORT**

## **STAKEHOLDERS' FEEDBACK ANALYSIS**

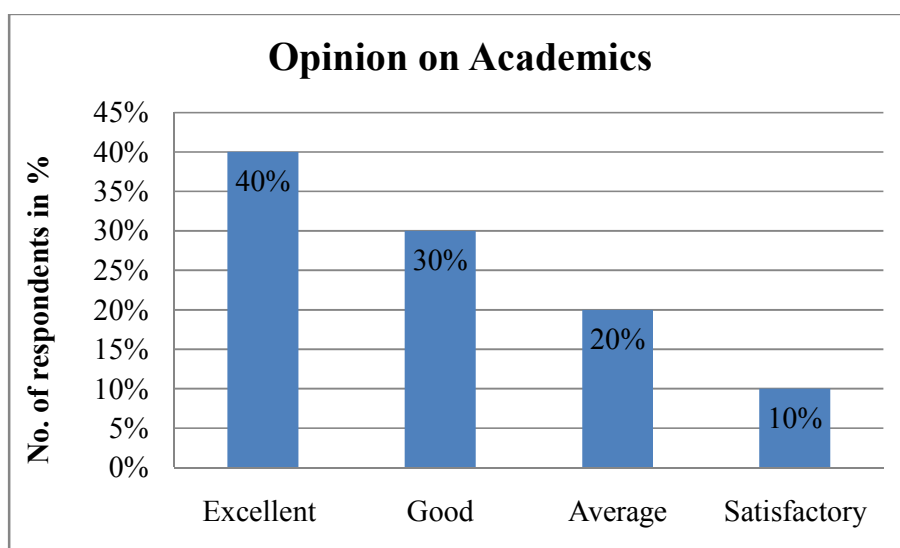
**Number of feedback taken:** Students (I/III sem): 12 (6+6), Alumni: 10, Teachers: 08

### **STUDENTS FEEDBACK**

**Table 1: Opinion on Academics**

<b>Opinion</b>	<b>Number of respondents</b>	<b>%</b>
Excellent	5	40
Good	3	30
Average	3	20
Satisfactory	1	10
Total	12	100

**Chart 1: Opinion on Academics**



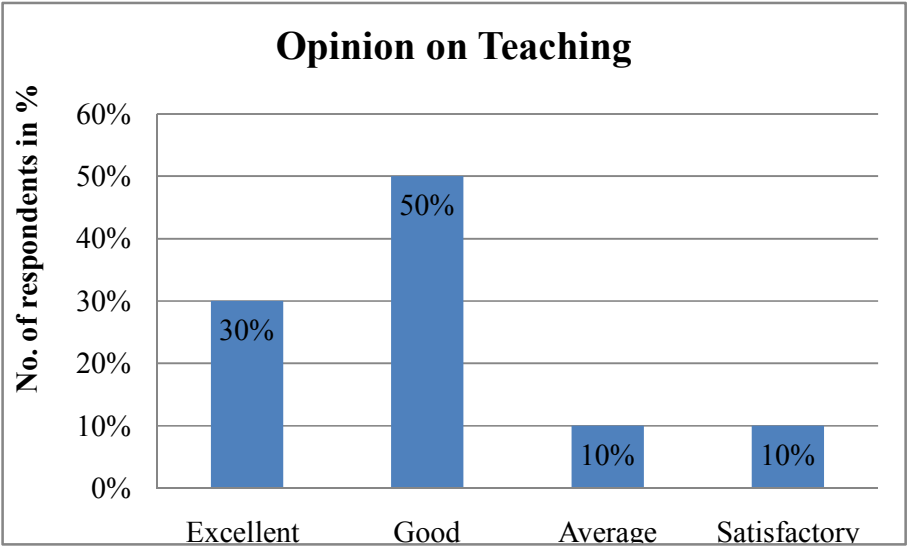
#### **Interpretation:**

40% respondents have rated academics as excellent, 30% as good, 20% as average and 10% as satisfactory.

**Table 2: Opinion on Teaching**

<b>Opinion</b>	<b>Number of respondents</b>	<b>%</b>
Excellent	4	30
Good	6	50
Average	1	10
Satisfactory	1	10
Total	12	100

**Chart 2: Opinion on Teaching**



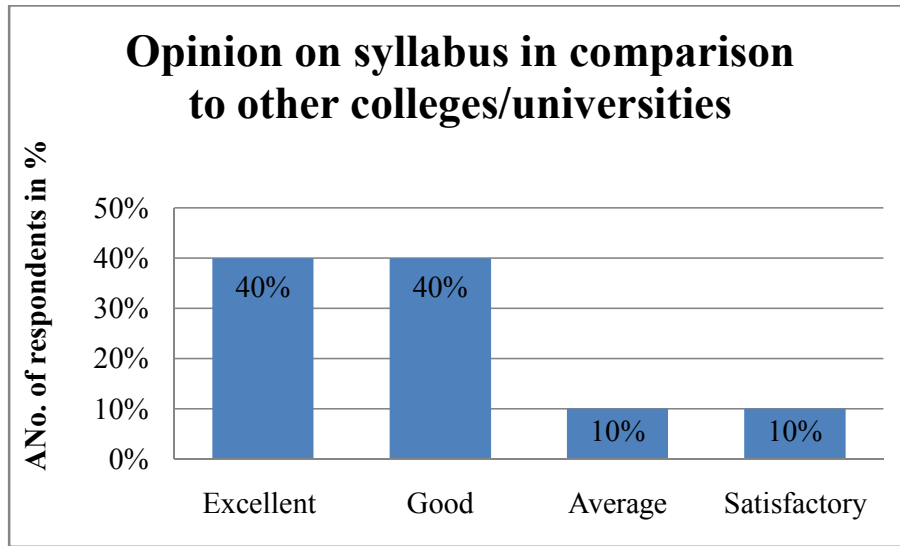
**Interpretation:**

30% respondents have rated Teaching of the dept as excellent, 50% as good, 10% as average and 10% as satisfactory.

**Table 3: Opinion on syllabus in comparison to other colleges/universities**

Opinion	Number of respondents	%
Excellent	5	40
Good	5	40
Average	1	10
Satisfactory	1	10
Total	12	100

**Chart 3: Opinion on syllabus in comparison to other colleges/universities**



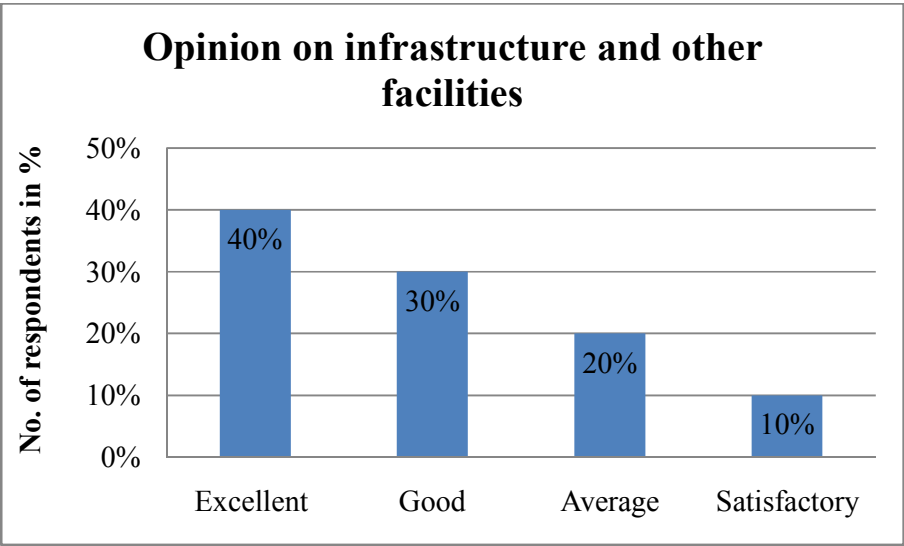
**Interpretation:**

40% respondents have rated the syllabus in comparison to other colleges/universities as excellent, 40% as good, 10% as average and 10% as satisfactory.

**Table 4: Opinion on infrastructure and other facilities**

Opinion	Number of respondents	%
Excellent	5	40
Good	4	30
Average	2	20
Satisfactory	1	10
Total	12	100

**Chart 4: Opinion on infrastructure and other facilities**



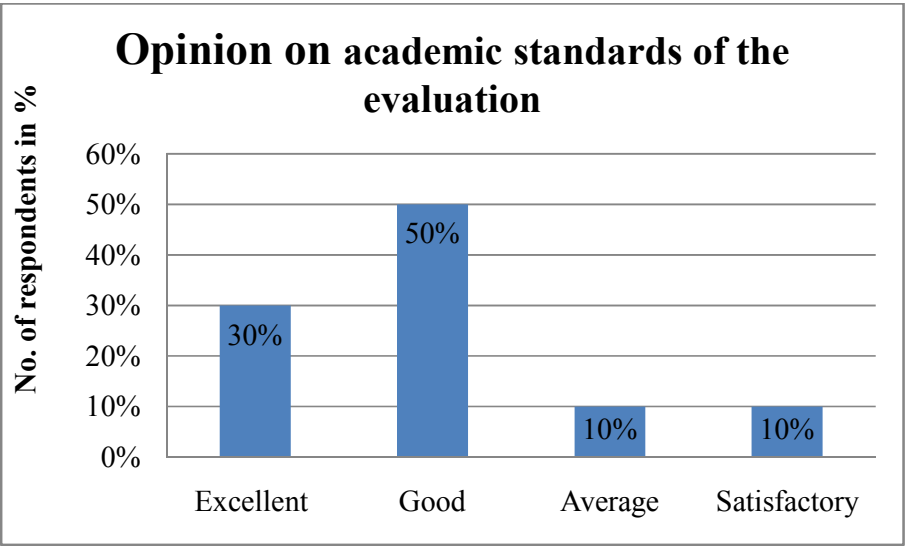
**Interpretation:**

40% of the respondents have rated the infrastructure and other facility as excellent, 30% as good, 20% as average and 10% as satisfactory.

**Table 5: Opinion on academic standards of the evaluation**

Opinion	Number of respondents	%
Excellent	4	30
Good	6	50
Average	1	10
Satisfactory	1	10
Total	12	100

**Chart 5: Opinion on academic standards of the evaluation**



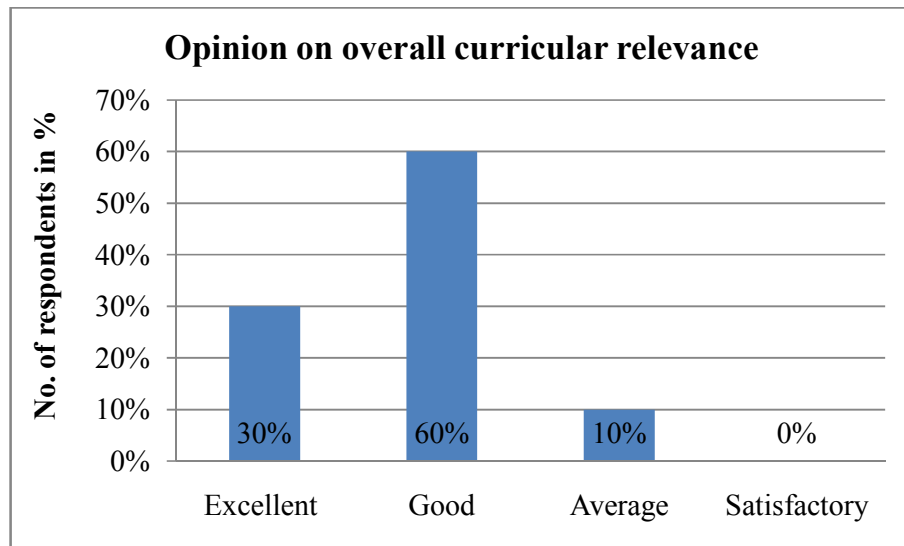
**Interpretation:**

30% of the respondents have rated the academic standards of the evaluation as excellent, 50% as good, 10% as average and 10% as satisfactory.

**Table 6: Opinion on overall curricular relevance**

Opinion	Number of respondents	%
Excellent	4	30
Good	7	60
Average	1	10
Satisfactory	-	-
Total	12	100

**Chart 6: Opinion on overall curricular relevance**



**Interpretation:**

30% of the respondents have rated overall curricular relevance as excellent, 60% as good and 10% as average.

**MAJOR FINDINGS:**

1. Students are content with the quality & nature of the syllabus, but find the amount of syllabus per semester a little taxing & difficult to bear.
2. The evaluation system was found satisfactory & fair.
3. Time allotted per course was found lesser.
4. Students seek more co-curricular& extension activities.

**SDM COLLEGE (AUTONOMOUS), UJIRE  
PG PHYSICS DEPT.**

**STUDENT FEEDBACK**

**Student name:**Jishnu k

**Year of study/Batch:**2022-2024

**Email/ Contact num:** jishnukannoth1998@gmail.com

1. How would you quantify the syllabus?  
(a) Very good                      ✓(b) Good    (c) Satisfactory    (d) Bad
2. How would you rate the faculty?  
✓(a) Excellent                      (b) Good                      (c) Satisfactory    (d) Dissatisfied
3. How did you find the overall curricular aspects?  
(a) Excellent                      ✓(b) Good                      (c) Average                      (d) Poor
4. How do you find the syllabus in comparison to other colleges/universities?  
✓(a) Superior                      (b) At par                      (c) Below par  
(d) Inferior
5. What is your overall academic experience during MSc?  
(a) Excellent                      ✓(b) Good                      (c) Bad                      (d) Very bad
6. At the PG level, how were the academic standards of the evaluation?  
(a) Very good                      ✓(b) Good                      (c) Average                      (d) Bad
7. Mention a few suggestions for improvement in the following areas:  
  
(a) Syllabus & curriculum:  
Good  
  
(b) Teaching:  
Good  
  
(c) Infrastructure:  
White board  
  
(d) Evaluation:



**SDM COLLEGE (AUTONOMOUS), UJIRE  
PG PHYSICS DEPT.**

**STUDENT FEEDBACK**

**Student name: Anuvarnika M A**

**Year of study/Batch: 2022-24**

**Email/ Contact num: anuvarnikamanoj@gmail.com**

1. How would you quantify the syllabus?  
(a) Very good      (b) **Good**      (c) Satisfactory      (d) Bad
2. How would you rate the faculty?  
(a) Excellent      (b) **Good**      (c) Satisfactory      (d) Dissatisfied
3. How did you find the overall curricular aspects?  
(a) Excellent      (b) **Good**      (c) Average      (d) Poor
4. How do you find the syllabus in comparison to other colleges/universities?  
(a) Superior      (b) **At par**      (c) Below par      (d) Inferior
5. What is your overall academic experience during MSc?  
(a) Excellent      (b) **Good**      (c) Bad      (d) Very bad
6. At the PG level, how were the academic standards of the evaluation?  
(a) Very good      (b) **Good**      (c) Average      (d) Bad
7. Mention a few suggestions for improvement in the following areas:  
  
(a) Syllabus & curriculum: Good  
  
(b) Teaching: Good  
  
(c) Infrastructure: Good  
  
(d) Evaluation: Good  
  
(e) Any other: Duration of the semester was short. It will be better if there is more time.

**SDM COLLEGE (AUTONOMOUS), UJIRE  
PG PHYSICS DEPT.**

**STUDENT FEEDBACK**

**Student name: Sanketh H S**  
**Year of study/Batch: 2022-20223**  
**Email/ Contact num:sanketh.satish@gmail.com**

1. How would you quantify the syllabus?  
(a) Very good\*                      (b) Good                      (c) Satisfactory                      (d) Bad
2. How would you rate the faculty?  
(a) Excellent                      (b) Good \*                      (c) Satisfactory                      (d) Dissatisfied
3. How did you find the overall curricular aspects?  
(a) Excellent                      (b) Good \*                      (c) Average                      (d) Poor
4. How do you find the syllabus in comparison to other colleges/universities?  
(a) Superior                      (b) At par\*                      (c) Below par                      (d) Inferior
5. What is your overall academic experience during MSc?  
(a) Excellent \*                      (b) Good                      (c) Bad                      (d) Very bad
6. At the PG level, how were the academic standards of the evaluation?  
(a) Very good                      (b) Good \*                      (c) Average                      (d) Bad
7. Mention a few suggestions for improvement in the following areas:  
(a) Syllabus & curriculum:  
  
(b) Teaching:  
  
(c) Infrastructure:  
  
(d) Evaluation:  
  
(e) Any other:

**Signature**

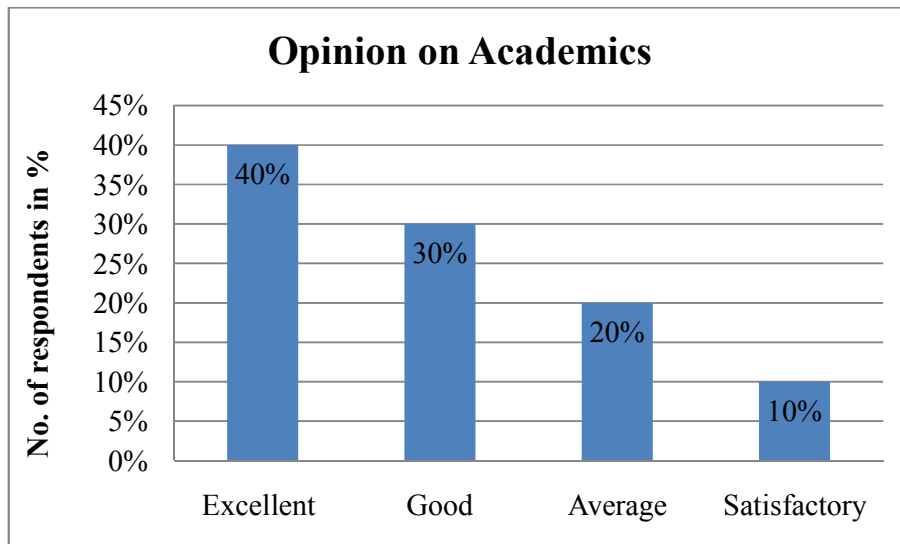


## **ALUMNI FEEDBACK**

**Table 1: Opinion on Academics**

<b>Opinion</b>	<b>Number of respondents</b>	<b>%</b>
Excellent	4	40
Good	3	30
Average	2	20
Satisfactory	1	10
Total	10	100

**Chart 1: Opinion on Academics**



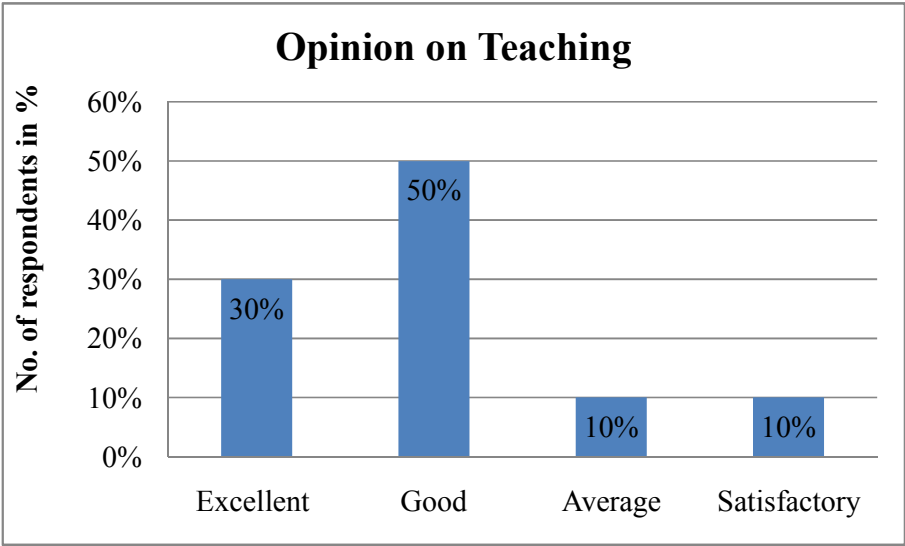
**Interpretation:**

40% respondents have rated academics as excellent, 30% as good, 20% as average and 10% as satisfactory.

**Table 2: Opinion on Teaching**

<b>Opinion</b>	<b>Number of respondents</b>	<b>%</b>
Excellent	3	30
Good	5	50
Average	1	10
Satisfactory	1	10
Total	10	100

**Chart 2: Opinion on Teaching**



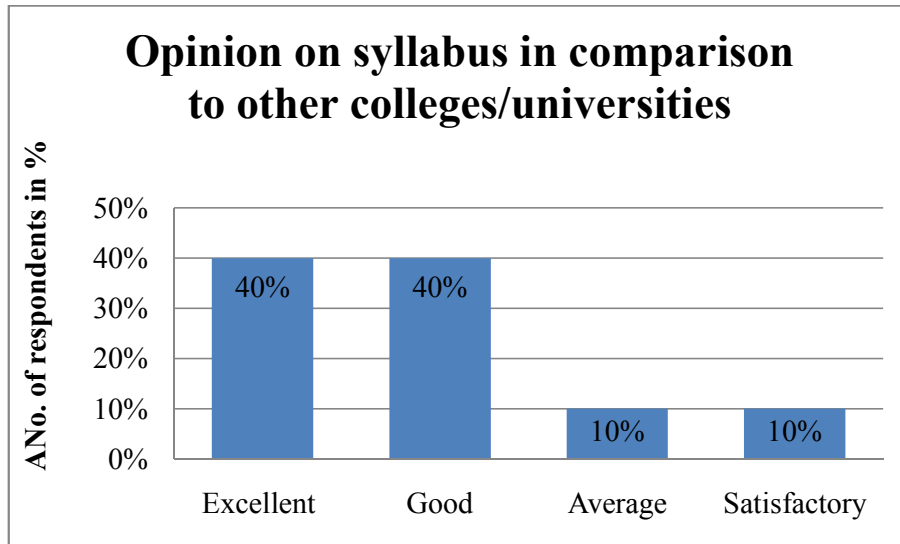
**Interpretation:**

30% respondents have rated Teaching of the dept as excellent, 50% as good, 10% as average and 10% as satisfactory.

**Table 3: Opinion on syllabus in comparison to other colleges/universities**

Opinion	Number of respondents	%
Excellent	4	40
Good	4	40
Average	1	10
Satisfactory	1	10
Total	10	100

**Chart 3: Opinion on syllabus in comparison to other colleges/universities**



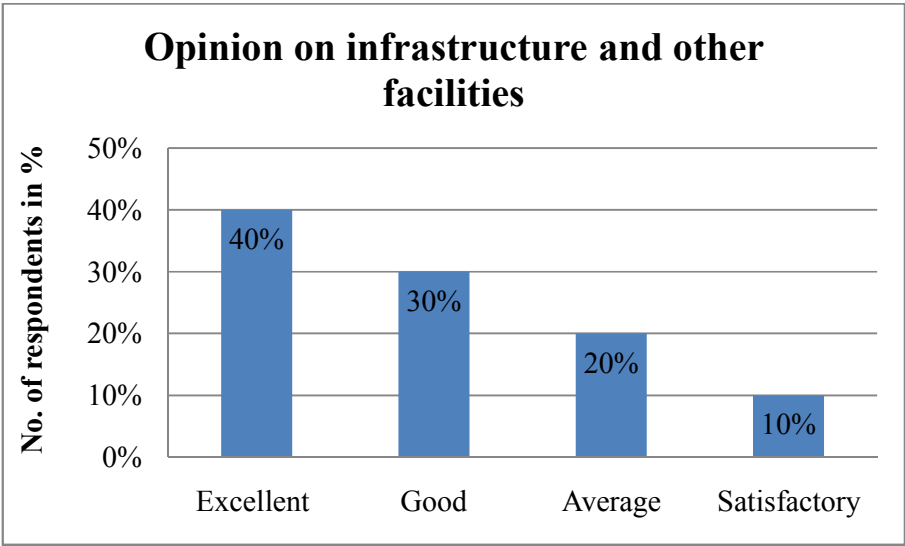
**Interpretation:**

40% respondents have rated the syllabus in comparison to other colleges/universities as excellent, 40% as good, 10% as average and 10% as satisfactory.

**Table 4: Opinion on infrastructure and other facilities**

Opinion	Number of respondents	%
Excellent	4	40
Good	3	30
Average	2	20
Satisfactory	1	10
Total	10	100

**Chart 4: Opinion on infrastructure and other facilities**



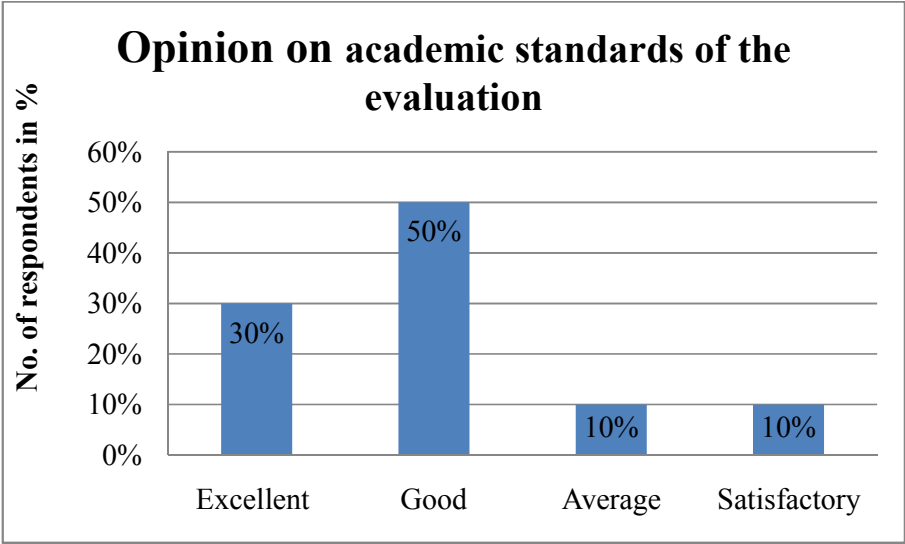
**Interpretation:**

40% of the respondents have rated the infrastructure and other facility as excellent, 30% as good, 20% as average and 10% as satisfactory.

**Table 5: Opinion on academic standards of the evaluation**

Opinion	Number of respondents	%
Excellent	3	30
Good	5	50
Average	1	10
Satisfactory	1	10
Total	10	100

**Chart 5: Opinion on academic standards of the evaluation**



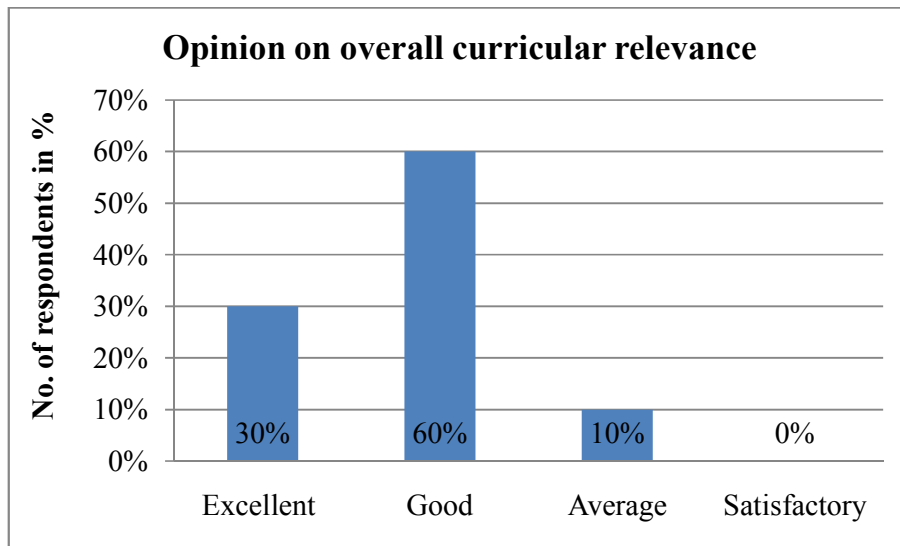
**Interpretation:**

30% of the respondents have rated the academic standards of the evaluation as excellent, 50% as good, 10% as average and 10% as satisfactory.

**Table 6: Opinion on overall curricular relevance**

Opinion	Number of respondents	%
Excellent	3	30
Good	6	60
Average	1	10
Satisfactory	-	-
Total	10	100

**Chart 6: Opinion on overall curricular relevance**



**Interpretation:**

30% of the respondents have rated overall curricular relevance as excellent, 60% as good and 10% as average.

**MAJOR FINDINGS:**

1. Alumni are satisfied with the quality & content of the syllabus.
2. Evaluation system was satisfactory.
3. Need more co/extra-curricular, extension activities.



## ALUMNI FEEDBACK FOR DESIGN AND REVIEW OF SYLLABUS

**Name of the Respondent:** Sumedha Mahesh Hegde

**Contact Number:** 7204150293

**Year in which degree was completed:** 2022

**Email Id:** sumedhahegde20@gmail.com

(Please tick on the scale with appropriate response)

**Scale:** 1 – Strongly Disagree, 2 – Disagree, 3 – Neutral, 4 – Agree and 5 – Strongly Agree

Sl. No	Particulars	1	2	3	4	5
1	The contents of syllabus fulfill the needs - sufficient to bridge the gap between industry standards/current global scenario and academics and enhances knowledge of functional areas.				<input type="checkbox"/>	
2	Current Syllabus adequately covers contemporary topics/global issues/emerging global and national trends.				<input type="checkbox"/>	
3	The specified contact hours stated in syllabus is sufficient to complete the coverage of syllabus as per each course by the teachers.			<input type="checkbox"/>		
4	Sufficient reference materials and books are available in the library for the topics mentioned in the syllabus.				<input type="checkbox"/>	
5	The evaluation methods mentioned in the syllabus are sufficient for providing proper assessment.			<input type="checkbox"/>		
6	Contents of the syllabus meets the expectations in terms of learning values, skills, knowledge, attitude, analytical abilities, applicability, relevance and practical orientation to real life situations.			<input type="checkbox"/>		
7	The current syllabus tries to build the opportunities in terms of employability such as Jobs, Services and Entrepreneurial attitude amongst the students.			<input type="checkbox"/>		

Any suggestions: -



Sumedha Mahesh Hegde  
Name and Signature

## ALUMNI FEEDBACK FOR DESIGN AND REVIEW OF SYLLABUS

**Name of the Respondent:** Manasa D Hegde

**Contact**

**Number:**9663289586

**Year in which degree was completed:**2022

**Email Id:** manasahegde838223@gmail.com

(Please tick on the scale with appropriate response)

**Scale:** 1 – Strongly Disagree, 2 – Disagree, 3 – Neutral, 4 – Agree and 5 – Strongly Agree

Sl. No	Particulars	1	2	3	4	5
1	The contents of syllabus fulfill the needs - sufficient to bridge the gap between industry standards/current global scenario and academics and enhances knowledge of functional areas.				√	
2	Current Syllabus adequately covers contemporary topics/global issues/emerging global and national trends.				√	
3	The specified contact hours stated in syllabus is sufficient to complete the coverage of syllabus as per each course by the teachers.				√	
4	Sufficient reference materials and books are available in the library for the topics mentioned in the syllabus.				√	
5	The evaluation methods mentioned in the syllabus are sufficient for providing proper assessment.				√	
6	Contents of the syllabus meets the expectations in terms of learning values, skills, knowledge, attitude, analytical abilities, applicability, relevance and practical orientation to real life situations.				√	
7	The current syllabus tries to build the opportunities in terms of employability such as Jobs, Services and Entrepreneurial attitude amongst the students.				√	

Any suggestions:

Manasa D Hegde



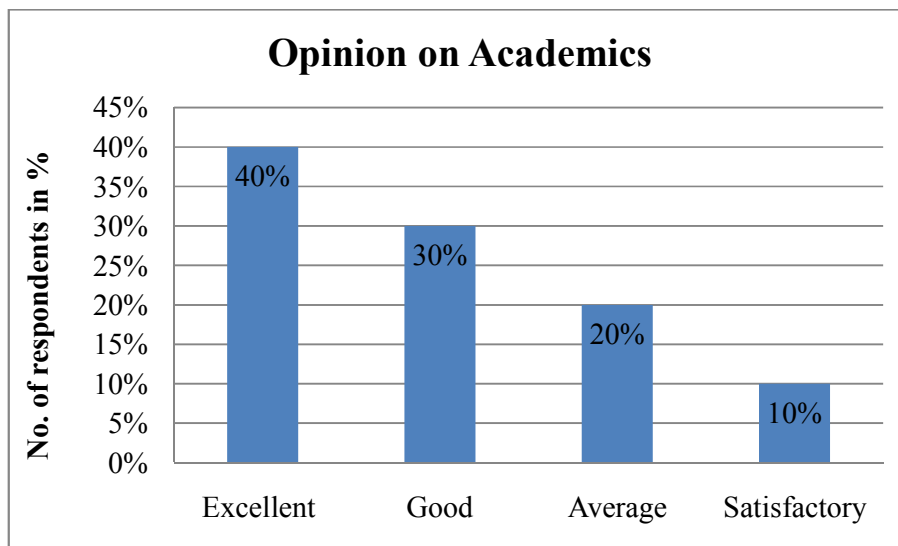
Name and Signature

## FACULTY FEEDBACK

**Table 1: Opinion on Academics**

Opinion	Number of respondents	%
Excellent	4	40
Good	3	30
Average	2	20
Satisfactory	1	10
Total	10	100

**Chart 1: Opinion on Academics**



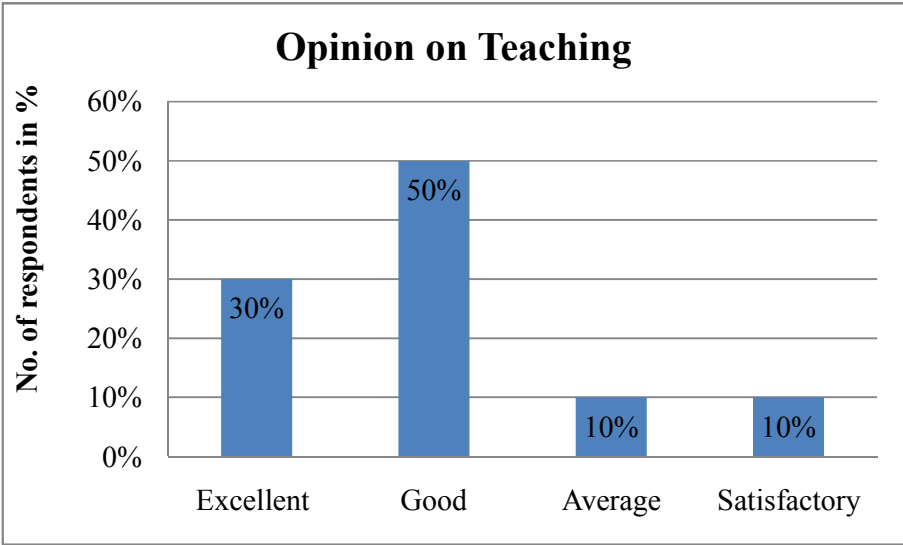
**Interpretation:**

40% respondents have rated academics as excellent, 30% as good, 20% as average and 10% as satisfactory.

**Table 2: Opinion on Teaching**

Opinion	Number of respondents	%
Excellent	3	30
Good	5	50
Average	1	10
Satisfactory	1	10
Total	10	100

**Chart 2: Opinion on Teaching**



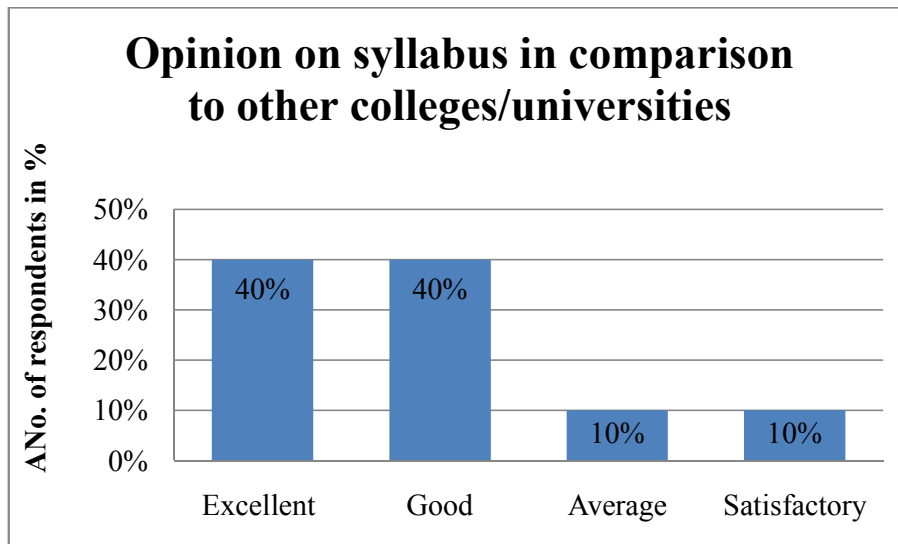
**Interpretation:**

30% respondents have rated Teaching of the dept as excellent, 50% as good, 10% as average and 10% as satisfactory.

**Table 3: Opinion on syllabus in comparison to other colleges/universities**

Opinion	Number of respondents	%
Excellent	4	40
Good	4	40
Average	1	10
Satisfactory	1	10
Total	10	100

**Chart 3: Opinion on syllabus in comparison to other colleges/universities**



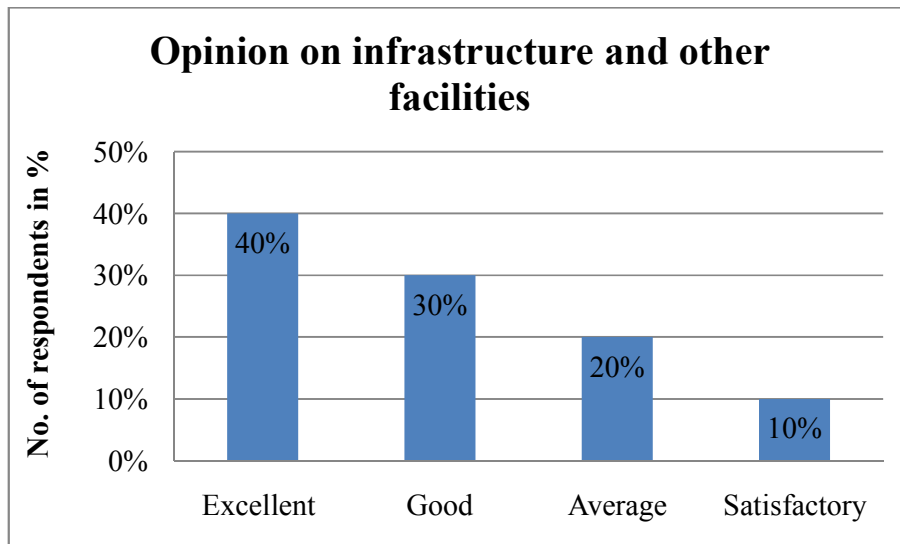
**Interpretation:**

40% respondents have rated the syllabus in comparison to other colleges/universities as excellent, 40% as good, 10% as average and 10% as satisfactory.

**Table 4: Opinion on infrastructure and other facilities**

Opinion	Number of respondents	%
Excellent	4	40
Good	3	30
Average	2	20
Satisfactory	1	10
Total	10	100

**Chart 4: Opinion on infrastructure and other facilities**



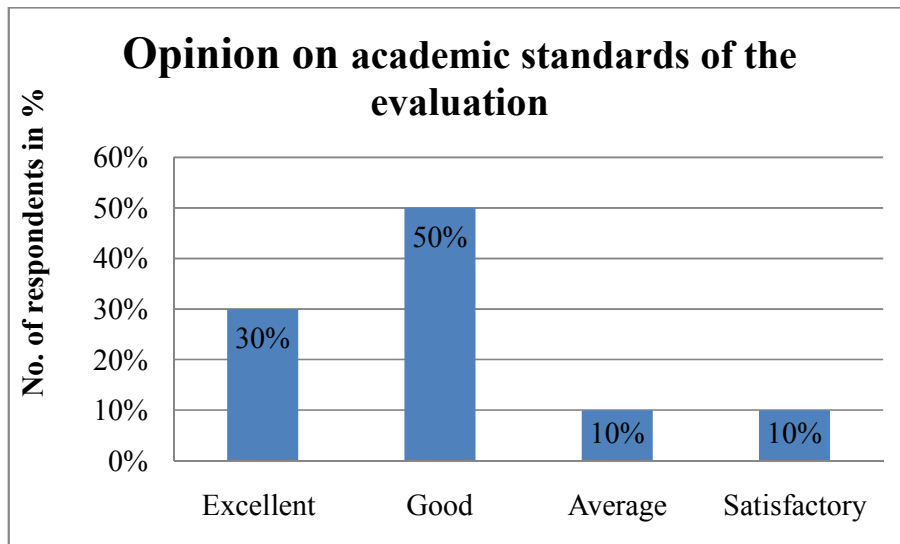
**Interpretation:**

40% of the respondents have rated the infrastructure and other facility as excellent, 30% as good, 20% as average and 10% as satisfactory.

**Table 5: Opinion on academic standards of the evaluation**

Opinion	Number of respondents	%
Excellent	3	30
Good	5	50
Average	1	10
Satisfactory	1	10
Total	10	100

**Chart 5: Opinion on academic standards of the evaluation**



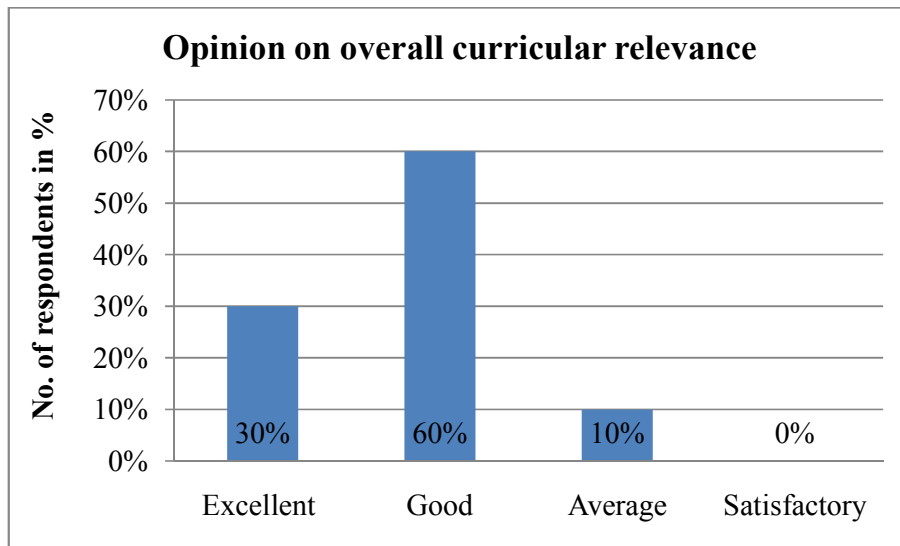
**Interpretation:**

30% of the respondents have rated the academic standards of the evaluation as excellent, 50% as good, 10% as average and 10% as satisfactory.

**Table 6: Opinion on overall curricular relevance**

Opinion	Number of respondents	%
Excellent	3	30
Good	6	60
Average	1	10
Satisfactory	-	-
Total	10	100

**Chart 6: Opinion on overall curricular relevance**



**Interpretation:**

30% of the respondents have rated overall curricular relevance as excellent, 60% as good and 10% as average.

**MAJOR FINDINGS:**

1. The quality & content of the syllabus are good.
2. Evaluation system fair & good.
3. More CC & VAC, Coursera/EdEx/Swayam courses suggested, adding credits to these courses.



## TEACHERS' FEEDBACK FOR DESIGN AND REVIEW OF SYLLABUS

**Name of the Respondent:** Ms. Ashwini      **Contact Number:**

**Designation/Affiliation:** Asst Prof, Space Physics Dept, Kannur

**Email Id:**

(Please tick on the scale with appropriate response)

**Scale:** 1 – Strongly Disagree, 2 – Disagree, 3 – Neutral, 4 – Agree and 5 – Strongly Agree

Sl. No	Particulars	1	2	3	4	5
1	The contents of syllabus fulfill the needs - sufficient to bridge the gap between industry standards/current global scenario and academics and enhances knowledge of functional areas.					
2	Current Syllabus adequately covers contemporary topics/global issues/emerging global and national trends.					
3	The specified contact hours stated in syllabus is sufficient to complete the coverage of syllabus as per each course by the teachers.					
4	Sufficient reference materials and books are available in the library for the topics mentioned in the syllabus.					
5	The evaluation methods mentioned in the syllabus are sufficient for providing proper assessment.					
6	Contents of the syllabus meets the expectations in terms of learning values, skills, knowledge, attitude, analytical abilities, applicability, relevance and practical orientation to real life situations.					
7	The current syllabus tries to build the opportunities in terms of employability such as Jobs, Services and Entrepreneurial attitude amongst the students.					

Any suggestions: More practical & experiments, hands on experience & ICT enabled teaching.

Industrial internships, more training/placements, jobs & recruitments needed.

Name and Signature



## TEACHERS' FEEDBACK FOR DESIGN AND REVIEW OF SYLLABUS

**Name of the Respondent:** Dr. Nilakanthan V.K.      **Contact Number:** 9986817604  
**Designation/Affiliation:** Asst. Prof, PG Physics Dept, St.Aloysius College, Mangalore  
**Email Id:** nveluthat@gmail.com

(Please tick on the scale with appropriate response)

**Scale:** 1 – Strongly Disagree, 2 – Disagree, 3 – Neutral, 4 – Agree and 5 – Strongly Agree

Sl. No	Particulars	1	2	3	4	5
1	The contents of syllabus fulfill the needs - sufficient to bridge the gap between industry standards/current global scenario and academics and enhances knowledge of functional areas.					
2	Current Syllabus adequately covers contemporary topics/global issues/emerging global and national trends.					
3	The specified contact hours stated in syllabus is sufficient to complete the coverage of syllabus as per each course by the teachers.					
4	Sufficient reference materials and books are available in the library for the topics mentioned in the syllabus.					
5	The evaluation methods mentioned in the syllabus are sufficient for providing proper assessment.					
6	Contents of the syllabus meets the expectations in terms of learning values, skills, knowledge, attitude, analytical abilities, applicability, relevance and practical orientation to real life situations.					
7	The current syllabus tries to build the opportunities in terms of employability such as Jobs, Services and Entrepreneurial attitude amongst the students.					

Any suggestions: Internship & project work can be made more rigorous, advanced topics can be given as seminars & assignments. Field work/lab visits in curriculum.

Name and Signature



Dr Nilakanthan V K,  
Assistant Professor,  
Department of Post Graduate Studies and Research in Physics,  
St Aloysius College (Autonomous), Mangaluru,  
Karnataka - 575003


### **Feedback Analysis Report - 2023-24**

The feedback on the curriculum of Physics was collected from stakeholders (students, Teachers and Alumni) during the year 2023-24. The feedback has been analyzed and the following suggestions made by them are recorded for further follow up:

Sl. No	Stakeholders	No of stakeholders who gave feedback	Important Suggestions/Remarks
1	Students	12	1. Flexible schedule, lighter curriculum. 2. More relevant lab, practical.
2	Teachers	08	1. Application oriented & advances/recent developments. 2. Industrial visits, lab/field visits.
3	Alumni	10	1. Skill components in curriculum. 2. Industry visits, exposure to R&D

### **Action taken report for the year 2023-24**

1. BoS meeting discussion regarding employability, skill components & self-learning components.
2. Discussion regarding MOOCs (SWAYAM/EdEx) & supplementary credit courses.
3. Industry collaboration, adding skill components for these jobs.
4. Skill components & subject specific skills were listed in optional learning material in each course paper, and pending University guidelines, was agreed to offer them.
5. Rigorous projects, internships & student extension activities.

  
Dr. Raghuendra S.